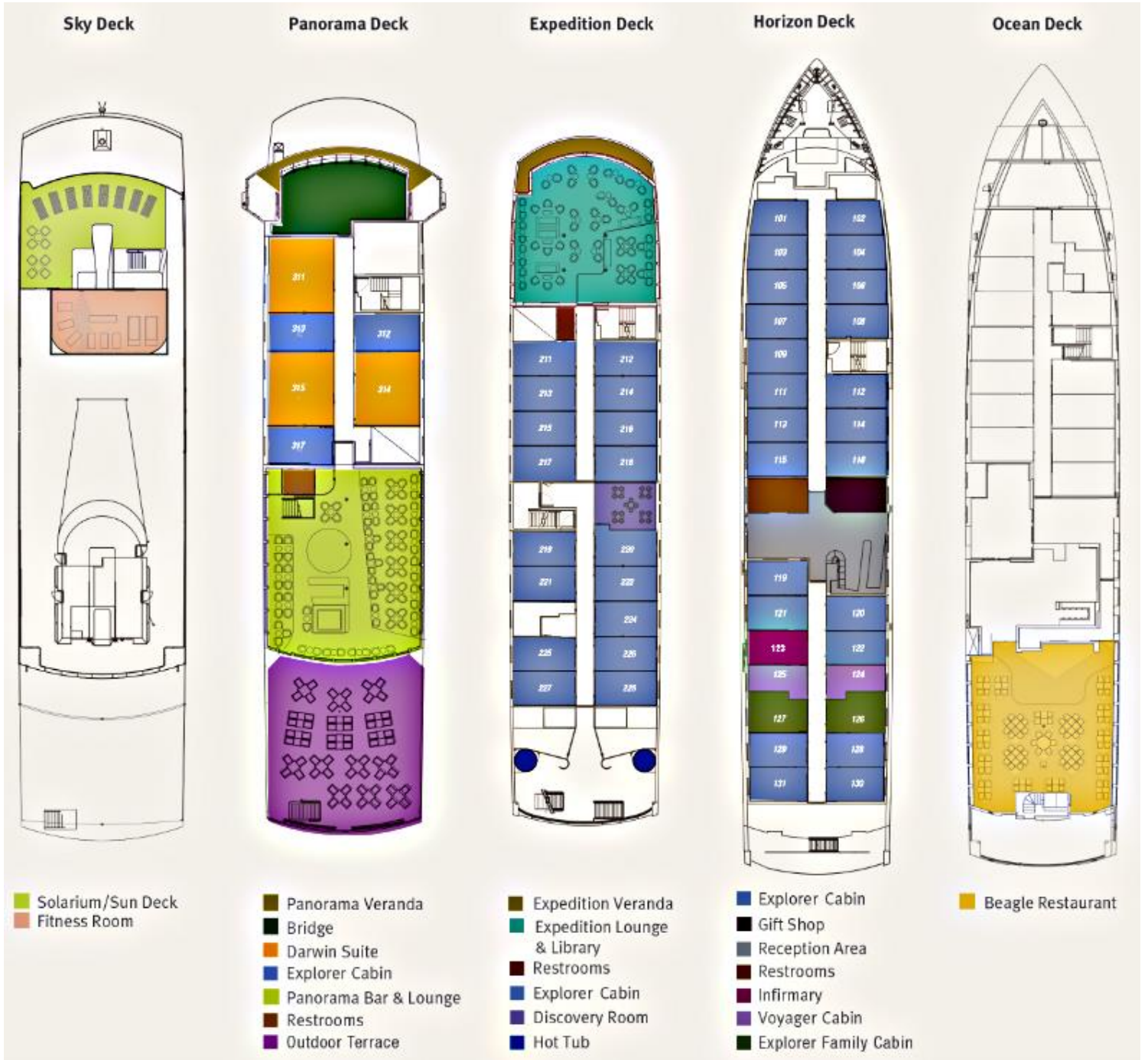


SKY DECK
PANORAMA DECK
EXPEDITION DECK
HORIZON DECK
OCEAN DECK

Santa Cruz II

	Darwin Suite	Voyager Cabin	Explorer Cabin	Explorer Family Cabin	Total Cabins	Interconnecting Cabins
Sky Deck						
Panorama Deck	3		3		6	6
Expedition Deck			17		17	12
Horizon Deck		2	23	2	27	18
Ocean Deck						
Total	3	2	43	2	50	36

Capacity: 90 guests/50 cabins
*Beds in most Explorer Cabins can be joined from twins to doubles.



The **Santa Cruz II** is a spacious ship, with four of its five decks containing a variety of roomy, contemporary areas detailed with carefully chosen modern elements. Guests will have no trouble finding their way around due to its clever layout, which includes wide hallways and broad stairwells. From dining spaces, both inside and outside, the gym and hot tubs, to the sophisticated bar and lounge, as well as the fully stocked library, the vessel is designed to please using sophisticated simplicity. Santa Cruz II - Metropolitan Touring, the leading travel company in Ecuador, has been guiding expeditions through the Galapagos Archipelago since the 1960's. The Santa Cruise II (Tonnage: 2,664) replaced its predecessor, on October 10, 2015. This 50-cabin vessel provides guests with an elegant new way to experience the glories of the Galapagos Archipelago in both style and comfort. On top of Metropolitan Touring's unrivalled expeditions, this ship guarantees that the utmost care will be given to the Galapagos Islands by implementing the newest sustainable advances in sailing, thus protecting their delicate ecosystem.

Technical Specifications


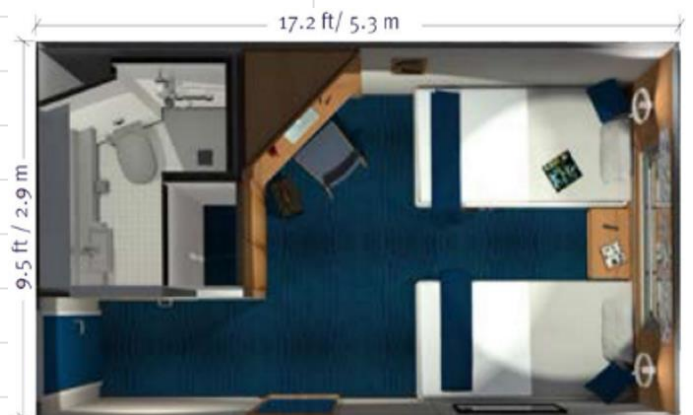
Refurbishment	2015
Construction	2002
Gross Tonnage	2664 tonnes
Passenger Space Ratio	29.6
Type of Vessel	Expedition Vessel
Capacity	90 guests / 50 cabins
Length	71.8 m / 235 ft
Beam	13.4 m / 43 ft
Speed	10.5 knots
Electricity	440 V – 220 V – 110 V throughout ship
Engines	2 Cummins engines KTA 38 – MO of 850 HP each
Fire Detector	Fire detectors throughout
Life Jackets	In each cabin
Life Rafts	14 (For 27 passengers each)
Landing Boats	6 + 1 Glass Bottom Boat
Owner	ETICA (METROPOLITAN TOURING)
Decks	5
Crew	60
Naturalist Guides	8 (including Expedition Leader)
Guest-Crew Ratio	3:2
Medical Officer	Permanently on board
Certifications	ABS, SOLAS 74, ISM, ISPS, MARPOL
Panorama Deck	3 Darwin Suites, 3 Explorer Cabins
Expedition Deck	17 Explorer Cabins
Horizon Deck	2 Voyager Cabins, 2 Explorer Family Cabins, 23 Explorer Cabins, infirmary



Explorer Double Cabins



Explorer Double Cabin



Beagle Restaurant



Expedition Veranda