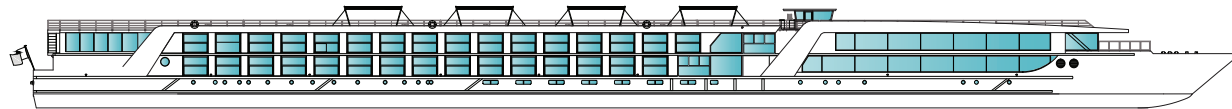


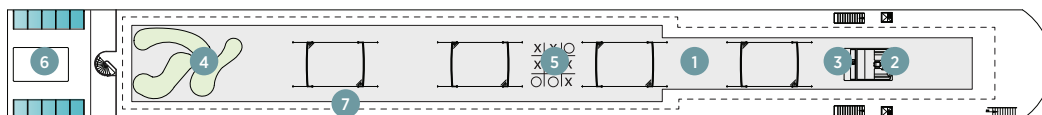
# Emerald Liberté Deck Plans

Rhône & Saône Rivers

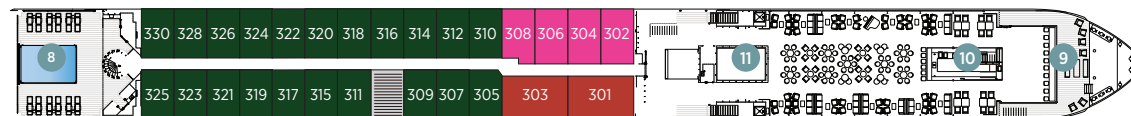
Built: 2017 • Length: 361ft (110m) • Guests: 132 • Staterooms: 67 • Crew Members: 53



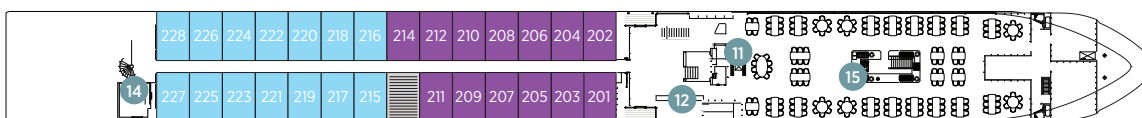
Sun Deck



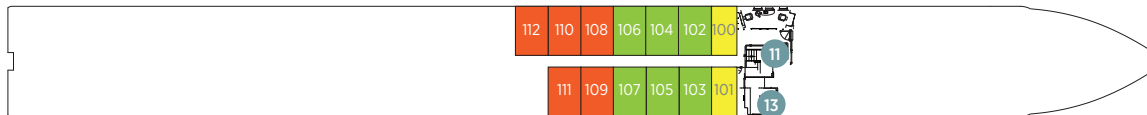
Horizon Deck



Vista Deck



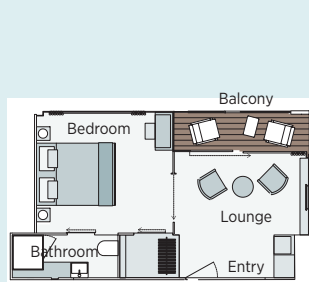
Riviera Deck



- 1 Sun Deck with Deck Chairs<sup>^</sup>
- 2 Navigation Bridge
- 3 Sky Barbecue
- 4 Golf Putting Green
- 5 Games Area
- 6 Retractable Glass Roof
- 7 Walking Track
- 8 Daytime Pool & Bar/Evening Cinema
- 9 The Terrace
- 10 Horizon Bar & Lounge
- 11 Elevator
- 12 Reception
- 13 Wellness Area
- 14 Fitness Area
- 15 Reflections Restaurant

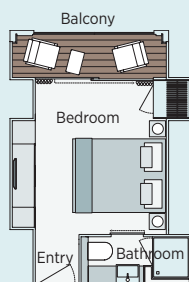
## Stateroom Categories

| CAT | Horizon Deck                   | QTY | Size ft <sup>2</sup> (m <sup>2</sup> )   | CAT | Riviera Deck                   | QTY | Size ft <sup>2</sup> (m <sup>2</sup> )   | CAT | Vista Deck               | QTY | Size ft <sup>2</sup> (m <sup>2</sup> )   |
|-----|--------------------------------|-----|--|-----|--------------------------------|-----|--|-----|--------------------------|-----|--|
| SA  | Owner's One-Bedroom Suite      | 2   | 315ft <sup>2</sup> (29.3m <sup>2</sup> ) | B   | Emerald Panorama Balcony Suite | 13  | 170ft <sup>2</sup> (15.8m <sup>2</sup> ) | D   | Emerald Stateroom        | 6   | 170ft <sup>2</sup> (15.8m <sup>2</sup> ) |
| S   | Grand Balcony Suite*           | 4   | 207ft <sup>2</sup> (19.3m <sup>2</sup> ) | C   | Emerald Panorama Balcony Suite | 14  | 170ft <sup>2</sup> (15.8m <sup>2</sup> ) | E   | Emerald Stateroom        | 5   | 170ft <sup>2</sup> (15.8m <sup>2</sup> ) |
| A   | Emerald Panorama Balcony Suite | 21  | 170ft <sup>2</sup> (15.8m <sup>2</sup> ) |     |                                |     |  | ES  | Emerald Single Stateroom | 2   | 105ft <sup>2</sup> (9.8m <sup>2</sup> )  |



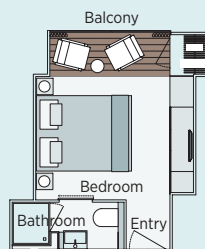
Owner's One-Bedroom Suite  
315ft<sup>2</sup> (29.3m<sup>2</sup>)

**CAT SA**



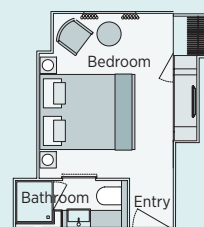
Grand Balcony Suite  
207ft<sup>2</sup> (19.3m<sup>2</sup>)

**CAT S**



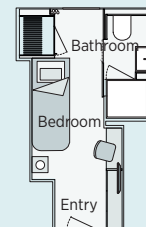
Emerald Panorama Balcony Suite  
170ft<sup>2</sup> (15.8m<sup>2</sup>)

**CAT A CAT B CAT C**



Emerald Stateroom  
170ft<sup>2</sup> (15.8m<sup>2</sup>)

**CAT D CAT E**



Emerald Single Stateroom  
105ft<sup>2</sup> (10.9m<sup>2</sup>)

**CAT ES**

**Important Information:** The stateroom and deck plans, sizes and photographs are an indication only and are subject to variation.

<sup>^</sup>Due to safety, the Sun Deck will be closed when traveling under low bridges.

\*Stateroom 308 has a slightly varied layout.